

# Commercial Vehicle Company Account

## Account Sign Up and Vehicle Association

This type of account is for

**Commercial Vehicle Company**  
(Tunnel tolls paid by drivers)

Commercial Vehicle Owner/ Company  
may use this type of account for  
splitting toll payments with drivers

### Step 1 :

- ☐ Select "Sign Up" on the [home page](#) of "HKeToll" mobile app

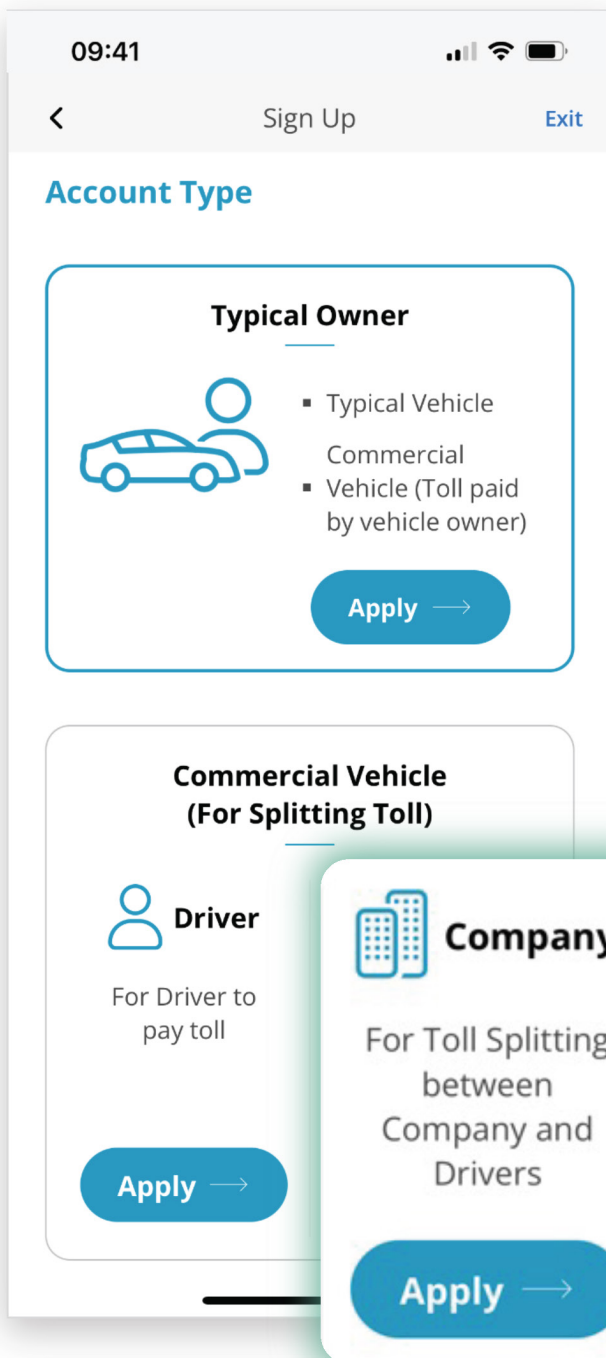


### Note:

- ☐ The Sign Up steps for mobile app and website are similar.

**Step 2 :**

- ☐ Choose Account Type: “Commercial Vehicle Company”



The screenshot shows the 'Sign Up' screen of the HKEToll app. At the top, the status bar shows the time 09:41 and signal/battery icons. The page title is 'Sign Up' with a back arrow and an 'Exit' link. Under the heading 'Account Type', there are three options:

- Typical Owner**: Includes an icon of a car and a person. The description lists 'Typical Vehicle Commercial Vehicle (Toll paid by vehicle owner)'. There is an 'Apply' button with a right arrow.
- Commercial Vehicle (For Splitting Toll)**: This section is partially obscured by a callout box. It includes a 'Driver' option with a person icon, described as 'For Driver to pay toll', with an 'Apply' button.
- Company**: A callout box highlights this option, showing a building icon and the description 'For Toll Splitting between Company and Drivers'. It has an 'Apply' button.

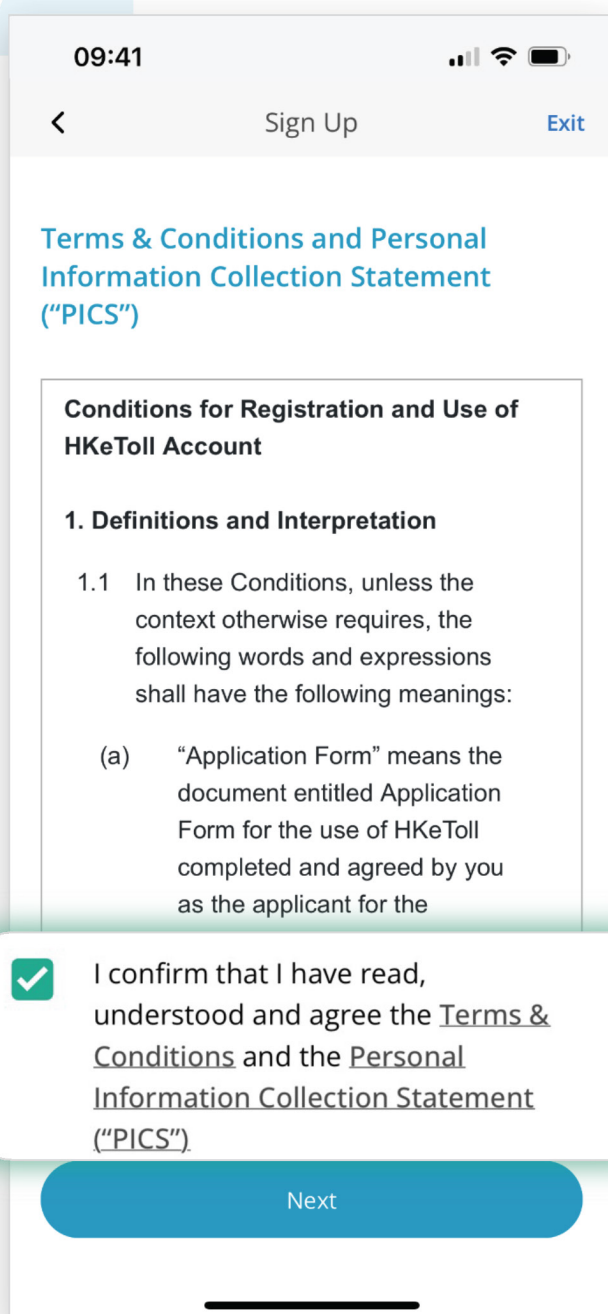
A green arrow points from the 'Company' callout box towards the right side of the image.

**Note:**

- ☐ Only commercial vehicles (such as taxi, minibus, bus and goods vehicles) can be added to the “Commercial Vehicle Company” account.

## Step 3 :

- ☐ Read the Terms and Conditions and the Personal Information Collection Statement. [Confirm that you have read](#) all the information, and click “Next”
- ☐ Enter the [Verification Code](#), then click “Confirm”



09:41

< Sign Up Exit

Terms & Conditions and Personal Information Collection Statement (“PICS”)

Conditions for Registration and Use of HKeToll Account

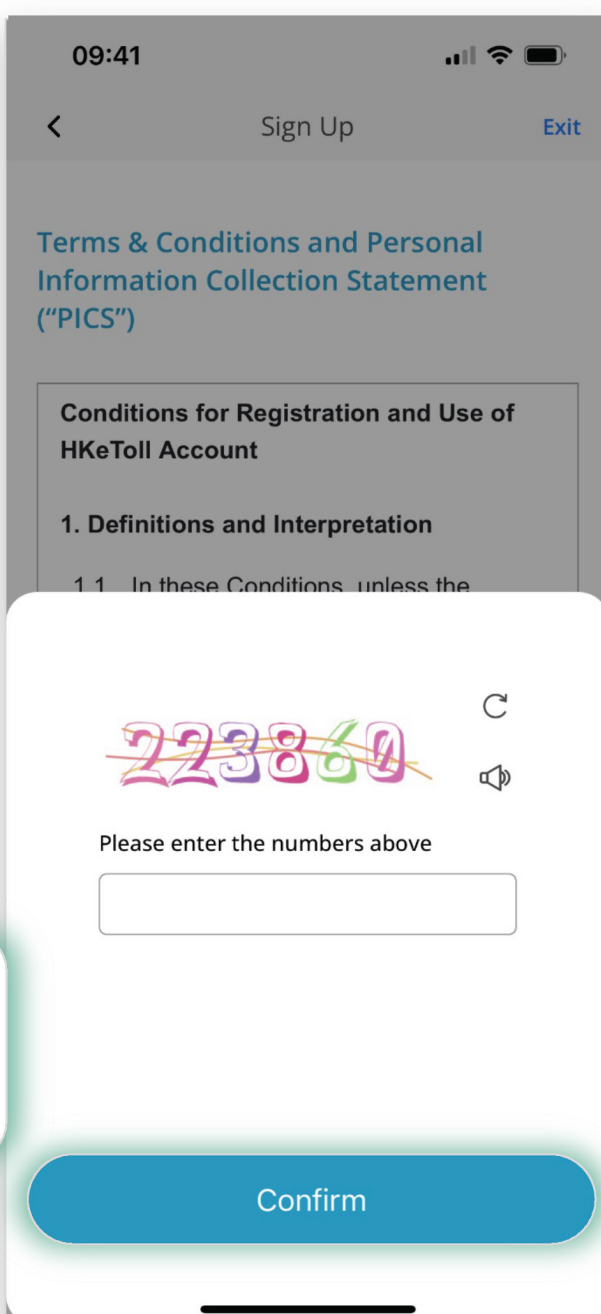
1. Definitions and Interpretation

1.1 In these Conditions, unless the context otherwise requires, the following words and expressions shall have the following meanings:

(a) “Application Form” means the document entitled Application Form for the use of HKeToll completed and agreed by you as the applicant for the

☒ I confirm that I have read, understood and agree the [Terms & Conditions](#) and the [Personal Information Collection Statement \(“PICS”\)](#).

Next



09:41

< Sign Up Exit

Terms & Conditions and Personal Information Collection Statement (“PICS”)

Conditions for Registration and Use of HKeToll Account

1. Definitions and Interpretation

1.1 In these Conditions, unless the

223860

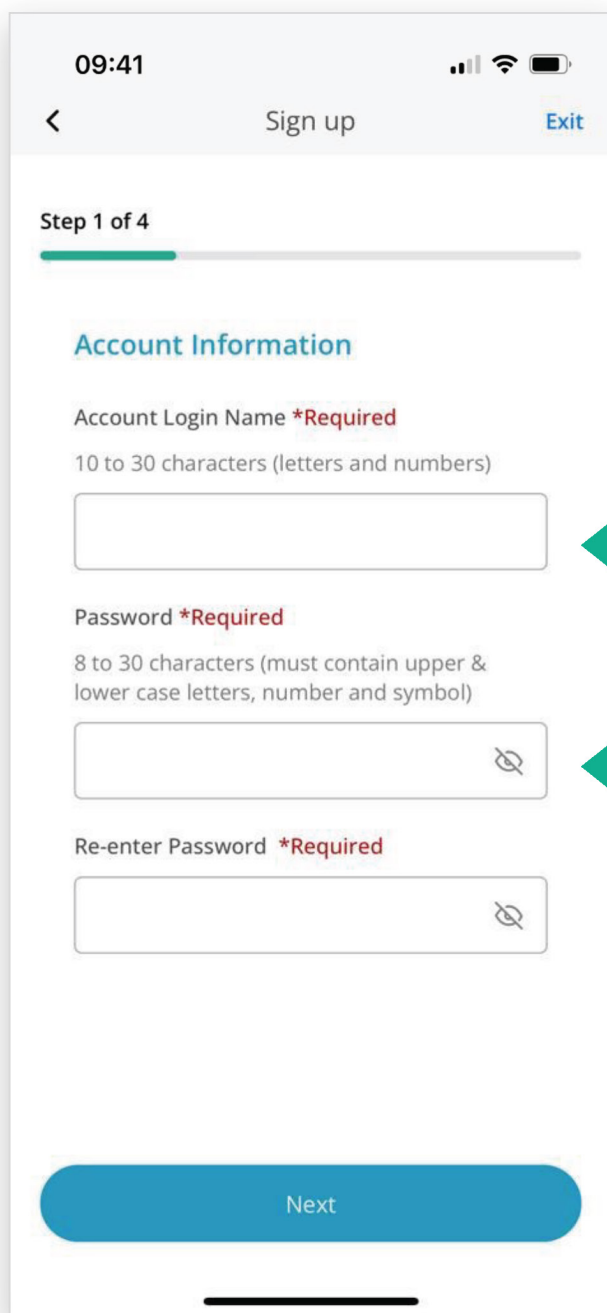
Please enter the numbers above

Confirm



## Step 4 :

- ❑ Fill in the account information according to the instructions. Then, click "Next"



09:41

< Sign up Exit

Step 1 of 4

**Account Information**

Account Login Name **\*Required**  
10 to 30 characters (letters and numbers)

Password **\*Required**  
8 to 30 characters (must contain upper & lower case letters, number and symbol)

Re-enter Password **\*Required**

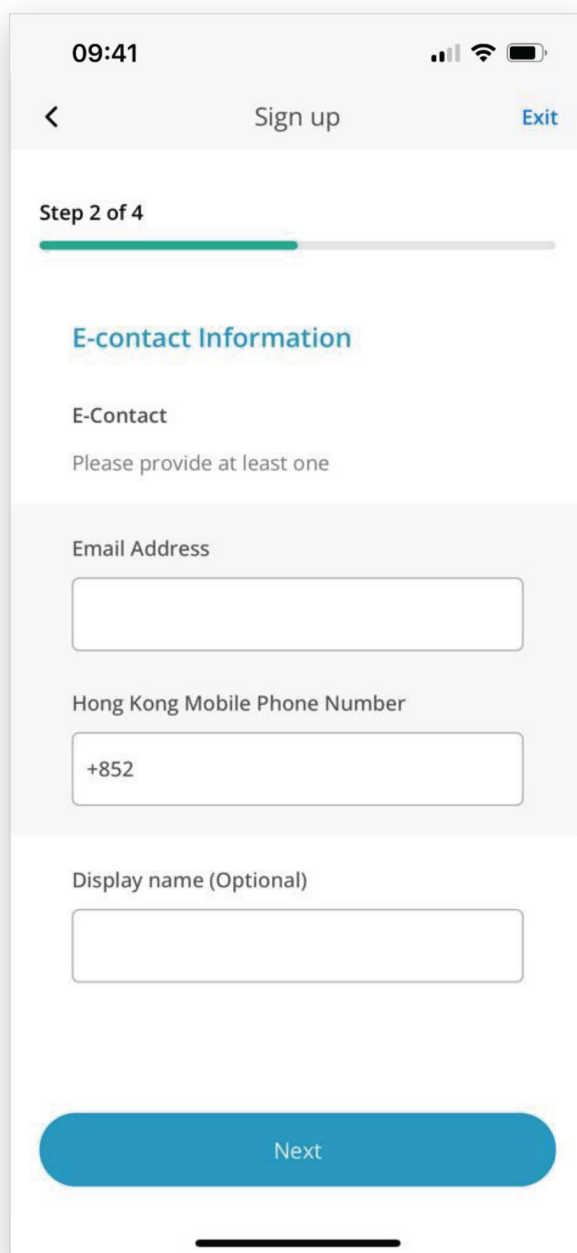
Next

10 to 30 characters  
(must contain letters and numbers)

8 to 30 characters  
(must contain upper & lower case letters, number and symbol)

**Step 5 :**

- ☐ Enter at least one **e-Contact** (email or Hong Kong Mobile Phone Number) for receiving payment notification and other account information
- ☐ Optional to enter a **Display Name** to be shown in the email, SMS and Monthly Statement. Then, click “Next”



09:41

< Sign up Exit

Step 2 of 4

**E-contact Information**

E-Contact

Please provide at least one

Email Address

Hong Kong Mobile Phone Number

+852

Display name (Optional)

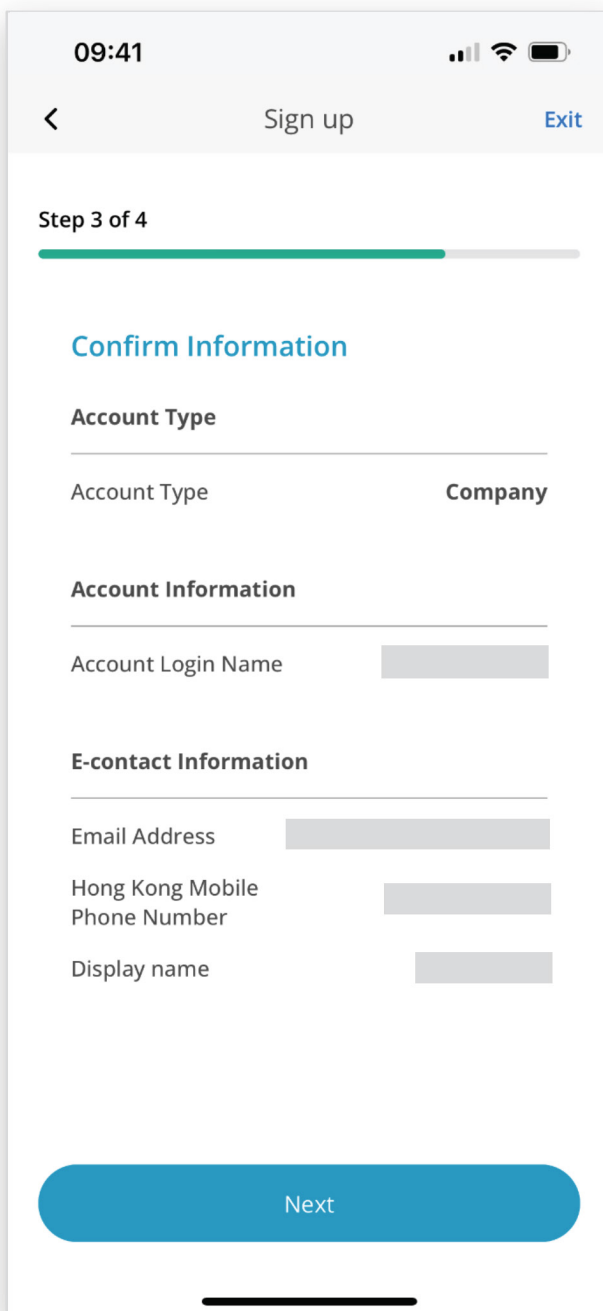
Next

**Note:**

- ☐ This e-Contact may be different from the e-Contact of the Registered Vehicle Owner registered in the Transport Department.

**Step 6 :**

- ☐ Check the information. Then, click “Next”



09:41

< Sign up Exit

Step 3 of 4

**Confirm Information**

**Account Type**

Account Type Company

**Account Information**

Account Login Name

**E-contact Information**

Email Address


Hong Kong Mobile Phone Number

Display name

Next

## Step 7.1:

- ☐ A **One-time Password** will be sent to the **e-Contact**
- ☐ After receiving the message, enter the **One-time Password**



09:41 Signal icons

< Sign up Exit

Step 4 of 4

**Verification**

Please enter the one-time password (OTP) that has been sent to the individual e-contact below (valid for 2 mins)

Email Address:

AE -

Did not receive the OTP? [Resend](#)

**Next**

09:41 Signal icons

< Sign up Exit

Step 4 of 4

**Verification**

Please enter the one-time password (OTP) that has been sent to the individual e-contact below (valid for 2 mins)

Hong Kong Mobile Phone Number:

+852




AS -

Did not receive the OTP? [Resend](#)

**Next**

## Step 7.2 :

- ☐ “Verified” will be displayed after the verification. Then, click “Next”

09:41   


< Sign up Exit

Step 4 of 4




**Verification**

Please enter the one-time password (OTP) that has been sent to the individual e-contact below (valid for 2 mins)

Email Address:

 **Verified**

Next

09:41   


< Sign up Exit

Step 4 of 4

**Verification**

Please enter the one-time password (OTP) that has been sent to the individual e-contact below (valid for 2 mins)

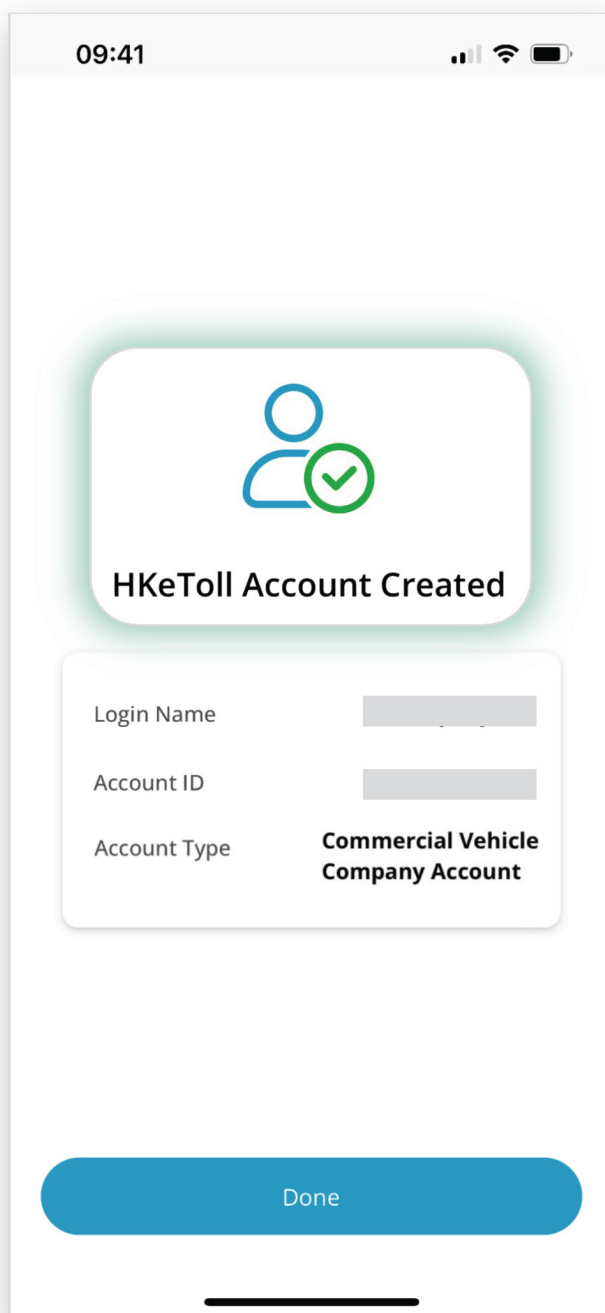
Hong Kong Mobile Phone Number:

+852  **Verified**

Next

### Step 8 :

- ☐ The “HKeToll Account Created” message is displayed. The Account Sign Up is completed.





# **Commercial Vehicle Company Account**

## **Commercial Vehicle Association**

**Commercial Vehicles to be associated must**

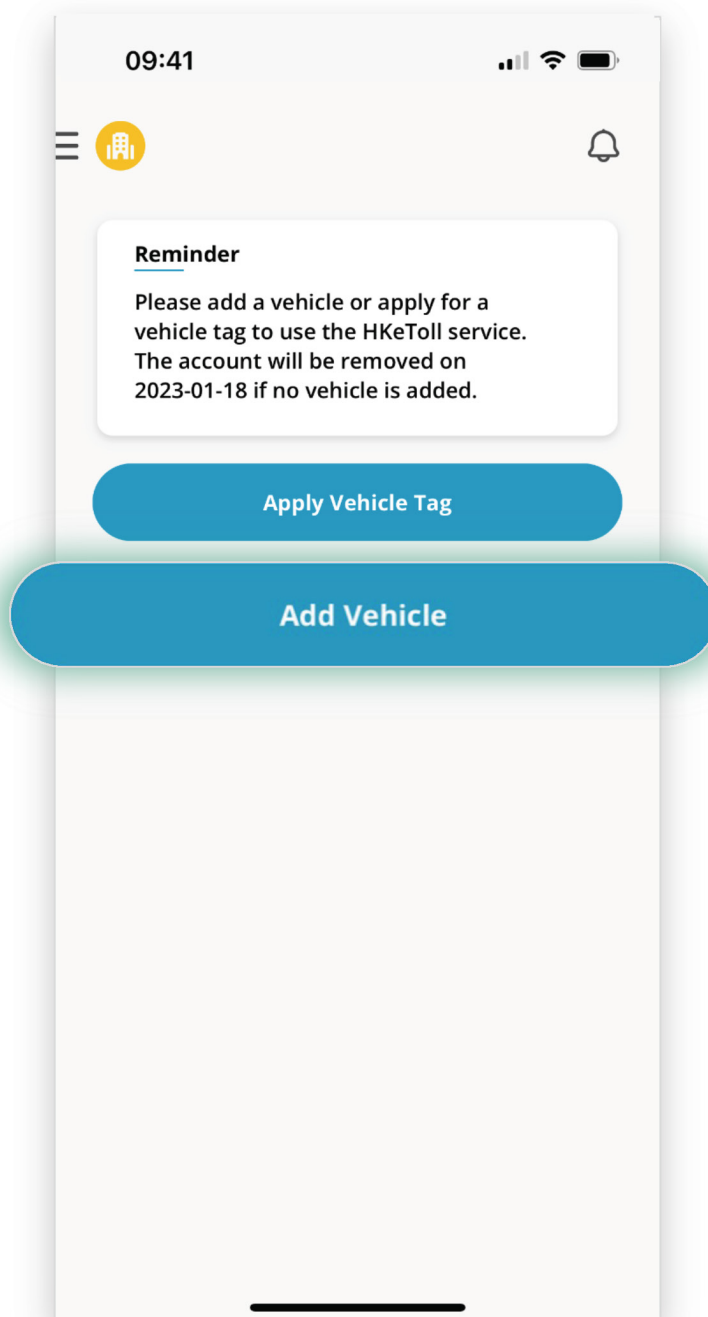
**Have a Vehicle Tag**

**or**

**A Vehicle Tag is being applied**

**Step 1 :**

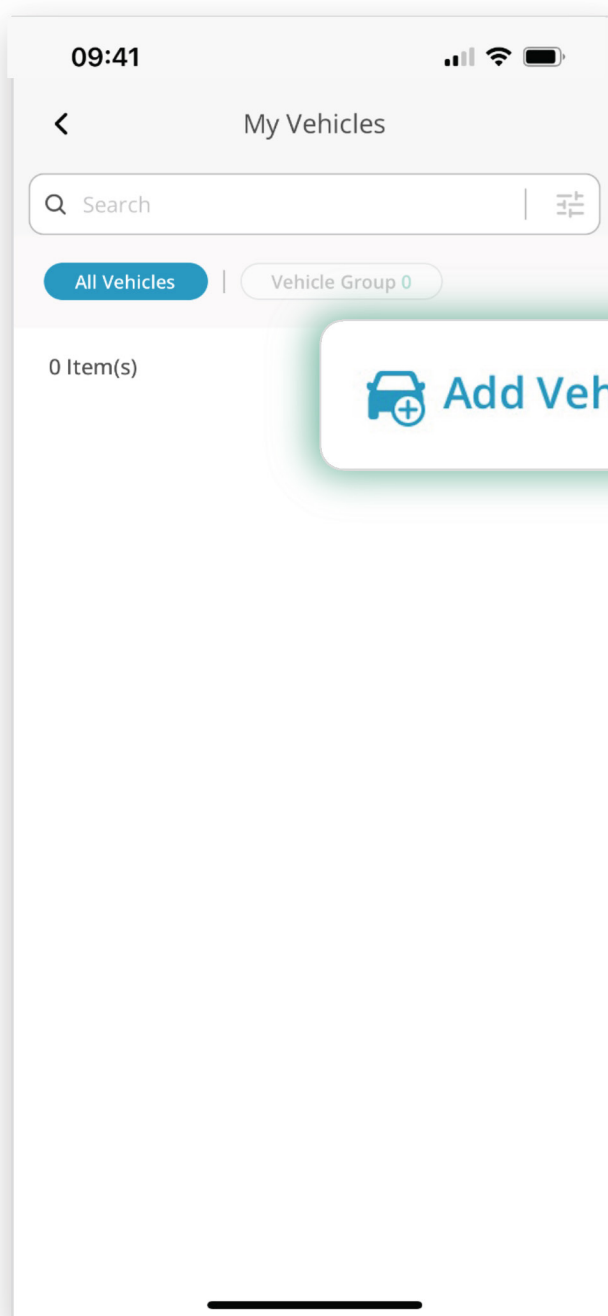
- ☐ After the account is setup, the home page of the account will be displayed
- ☐ Select “[Add Vehicle](#)” to associate a new vehicle

**Note:**

- ☐ The vehicle association steps for mobile app and website are similar

**Step 2 :**

- ❑ On “My Vehicles” page, click “[Add Vehicle](#)” to associate a new commercial vehicle

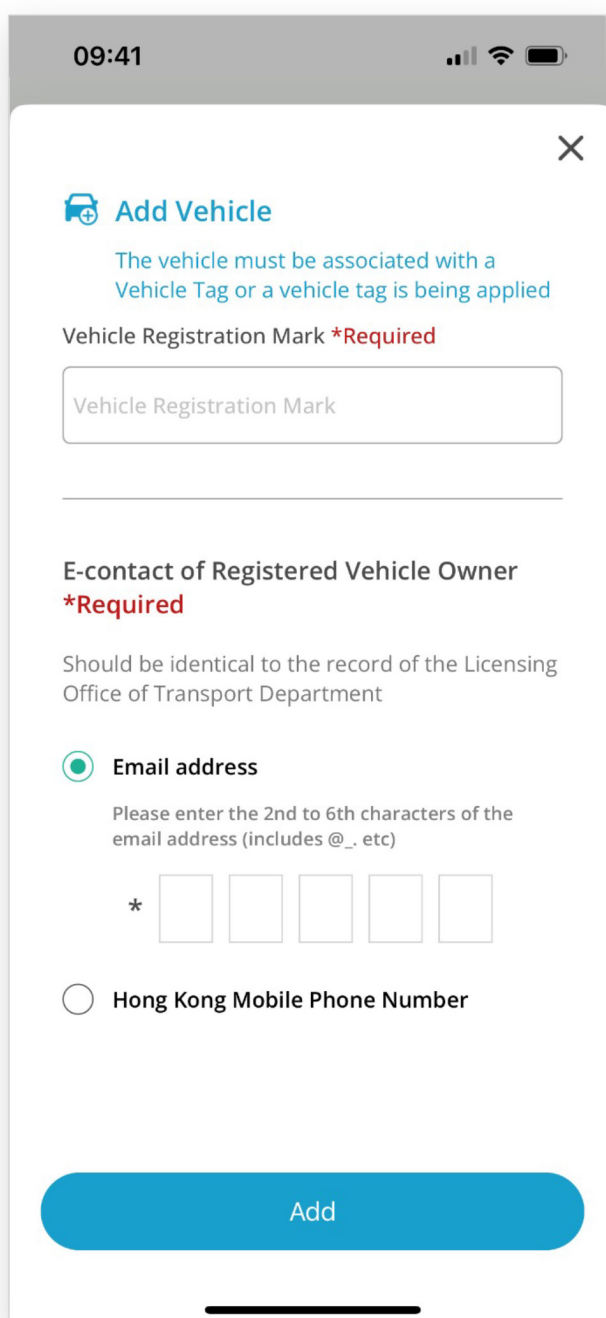


### Step 3 :

- ☐ Enter the **Vehicle Registration Mark** of the Commercial Vehicle
- ☐ Enter the **e-Contact** of the **Registered Vehicle Owner** as registered in the Transport Department, and click “**Add**”




or



09:41

✕

 **Add Vehicle**

The vehicle must be associated with a Vehicle Tag or a vehicle tag is being applied

Vehicle Registration Mark **\*Required**

Vehicle Registration Mark

---

**E-contact of Registered Vehicle Owner**  
**\*Required**

Should be identical to the record of the Licensing Office of Transport Department

☒ **Email address**

Please enter the 2nd to 6th characters of the email address (includes @, . etc)

\*

☐ **Hong Kong Mobile Phone Number**

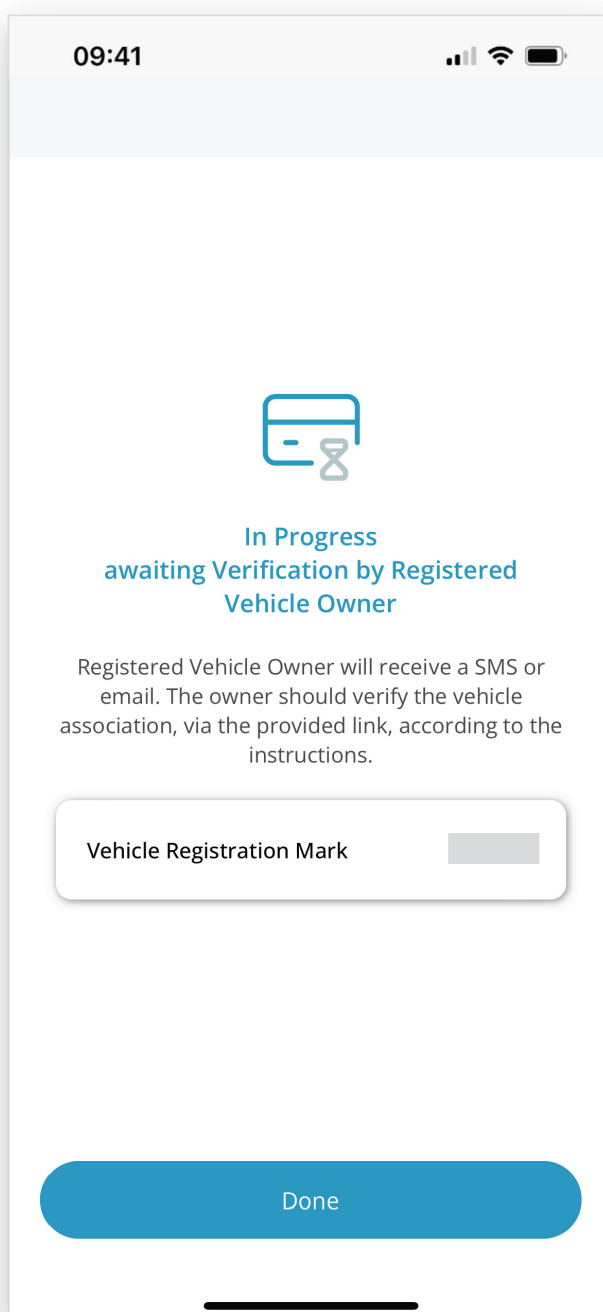
**Add**

### Note:

- ☐ The vehicle to be added must be associated with a vehicle tag or a vehicle tag is being applied.

## Step 4 :

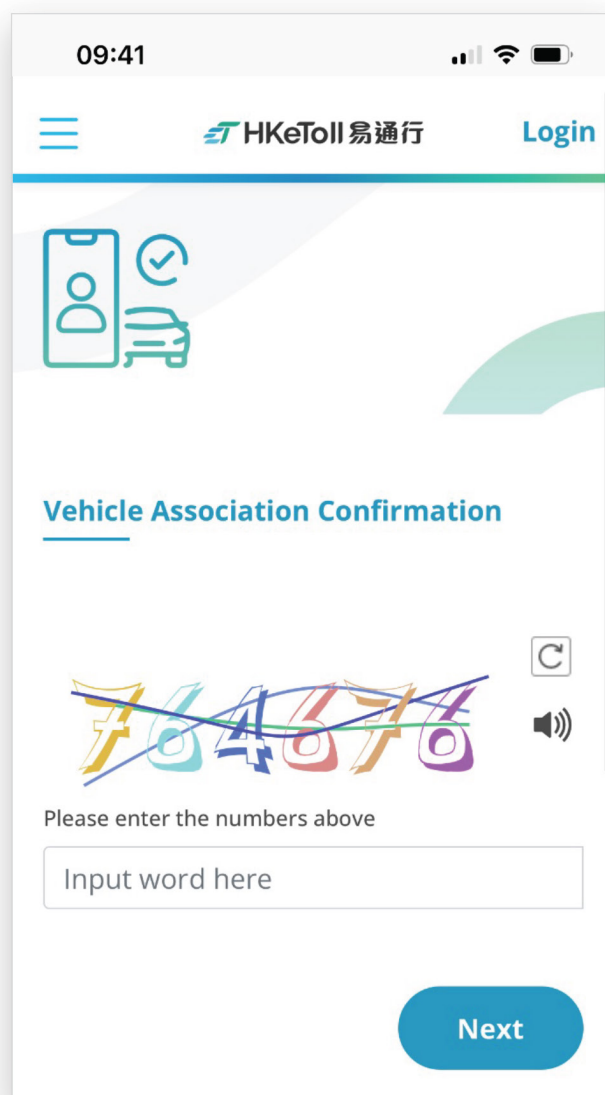
- ❑ After the following page is displayed, a notification of “[Confirmation of the Vehicle Association](#)” will be sent to the [e-Contact](#) of the [Registered Vehicle Owner](#)
- ❑ The status of vehicle will be [Pending](#), until the [Registered Vehicle Owner](#) accepted the vehicle association



### Step 5.1 :


- ❑ The **Registered Vehicle Owner** will receive a notification of “**Confirmation of the Vehicle Association**” through the e-Contact as registered in the Transport Department
- ❑ Please click the link in the notification. You will be redirected to a web page. Please enter the verification code

An HKeToll account holder ( ) is requesting your confirmation for Associate Vehicle 易通行戶口持有人 ( ) 要求你確認：連結車輛 Please visit <https://a/VAYulxdQQcEICC1> to confirm. Otherwise, the request will be automatically cancelled. 有關詳情及確認，請在 48 小時內瀏覽網頁 <https://a/VAYulxdQQcEICC1>，否則申請將會自動取消。




09:41

HKeToll 易通行 Login



**Vehicle Association Confirmation**



Please enter the numbers above

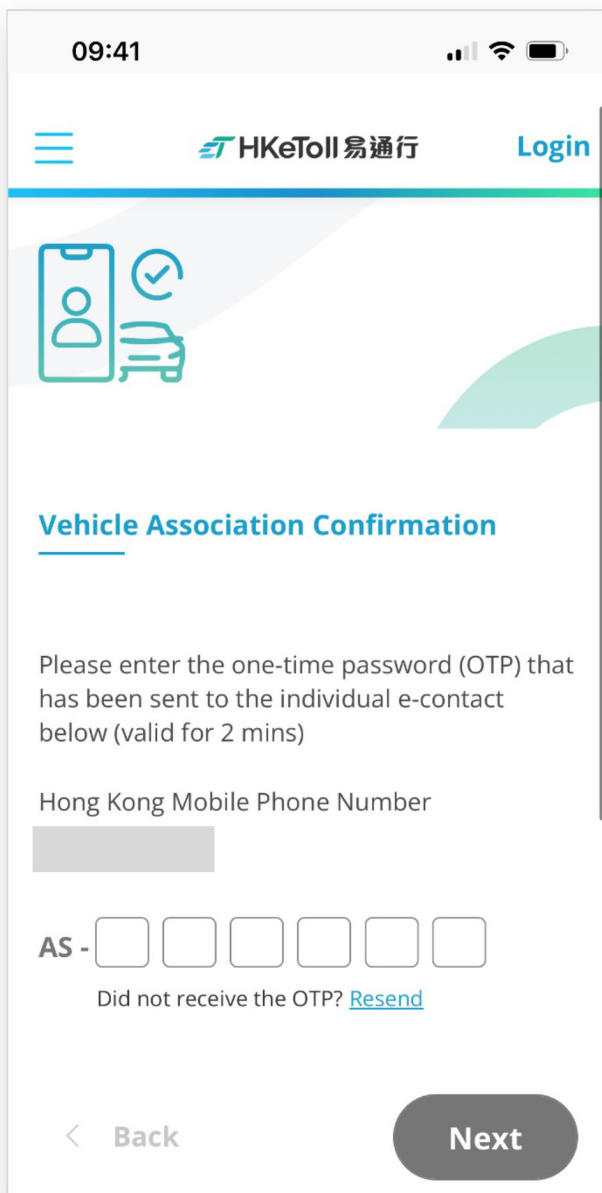

Input word here

Next





### Step 5.2 :

- ☐ A **One-time Password** will be sent to the **e-Contact** of the **Registered Vehicle Owner**
- ☐ Enter the **One-time Password**



09:41

 HKeToll 易通行 [Login](#)



**Vehicle Association Confirmation**

Please enter the one-time password (OTP) that has been sent to the individual e-contact below (valid for 2 mins)

Hong Kong Mobile Phone Number

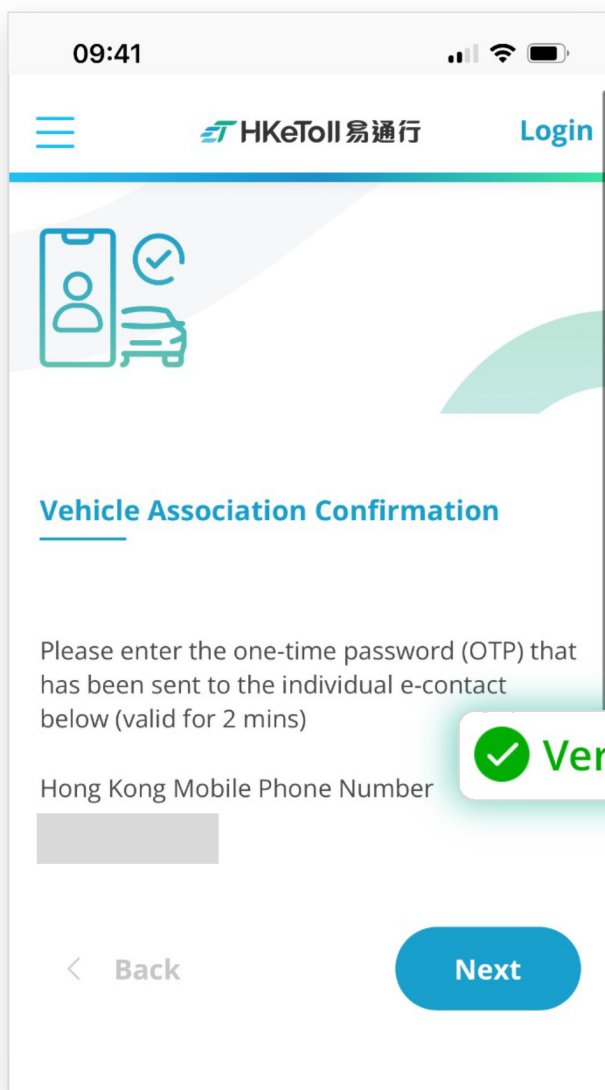
AS -

Did not receive the OTP? [Resend](#)


[Back](#) [Next](#)


### Step 5.3 :

- ❑ “Verified” will be displayed after the verification, then click “Next”



09:41


 HKeToll 易通行 Login




**Vehicle Association Confirmation**

Please enter the one-time password (OTP) that has been sent to the individual e-contact below (valid for 2 mins)

Hong Kong Mobile Phone Number

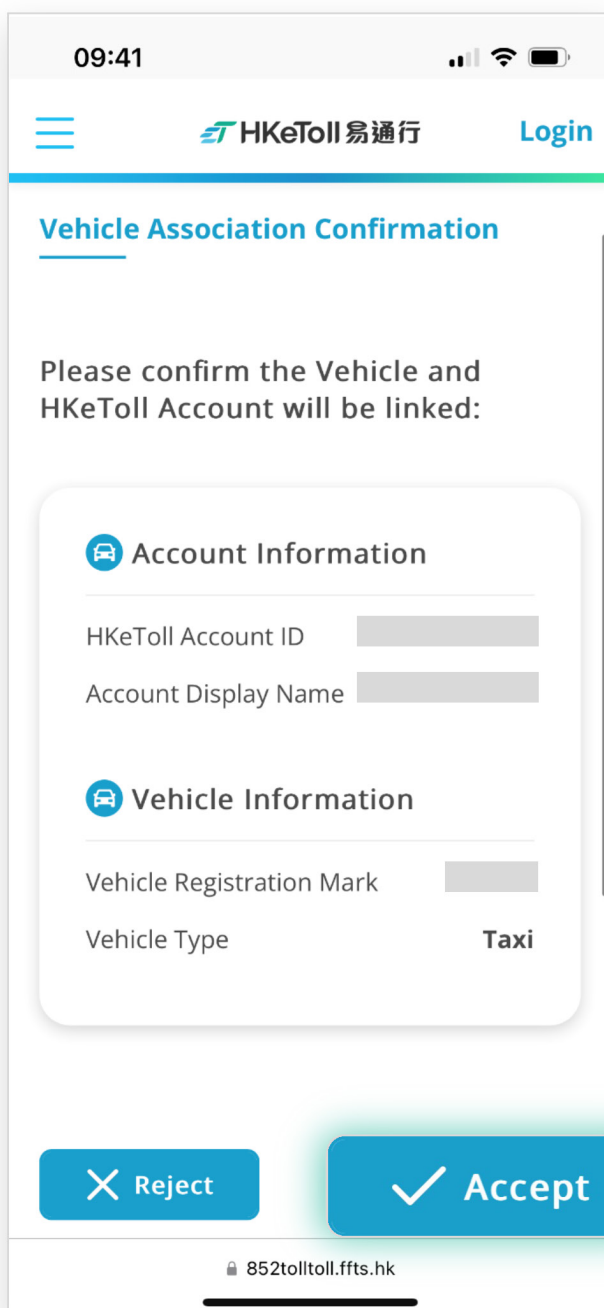


 **Verified**


< Back Next

### Step 5.4 :

- ☐ Check the information and click “Accept”




09:41

 HKeToll 易通行 [Login](#)


### Vehicle Association Confirmation

Please confirm the Vehicle and HKeToll Account will be linked:

 **Account Information**

HKeToll Account ID

Account Display Name

 **Vehicle Information**

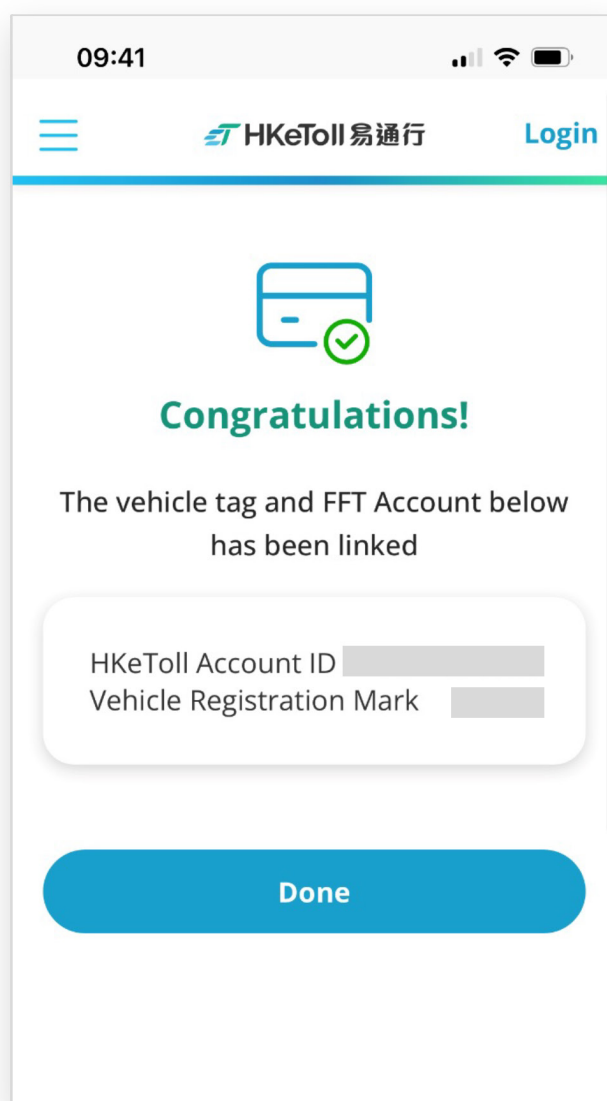
Vehicle Registration Mark

Vehicle Type **Taxi**

852tolltoll.fts.hk

### Step 5.5 :

- Upon completion, the following screen will be displayed



❑ After account sign up and vehicle association, please visit the website for more information:

- Tunnel toll splitting (Commercial Vehicle Company)
- How to pay

### 【Terms and Conditions and Personal Information Collection Statement】

Please refer to the Terms and Conditions and Personal Information Collection Statement of the HKeToll service.

HKeToll reserves the right to modify all contents without prior notice. The online version shall prevail should there be any discrepancies. For the latest version, please refer to the HKeToll website [www.hketoll.gov.hk](http://www.hketoll.gov.hk).

HKeToll Website : [www.hketoll.gov.hk](http://www.hketoll.gov.hk)

HKeToll Customer  
Service Hotline : (852) 3853 7333



Download on the  
**App Store**



GET IT ON  
**Google Play**



EXPLORE IT ON  
**AppGallery**

Please refer to HKeToll website for the address of HKeToll customer service centers and service outlets.