

# Commercial Vehicle Driver Account Account Sign Up

This type of account is for

**Commercial Vehicle Driver  
to Pay Tunnel Tolls**

### Step 1 :

- ☐ Select "Sign Up" on the [home page](#) of "HKeToll" mobile app

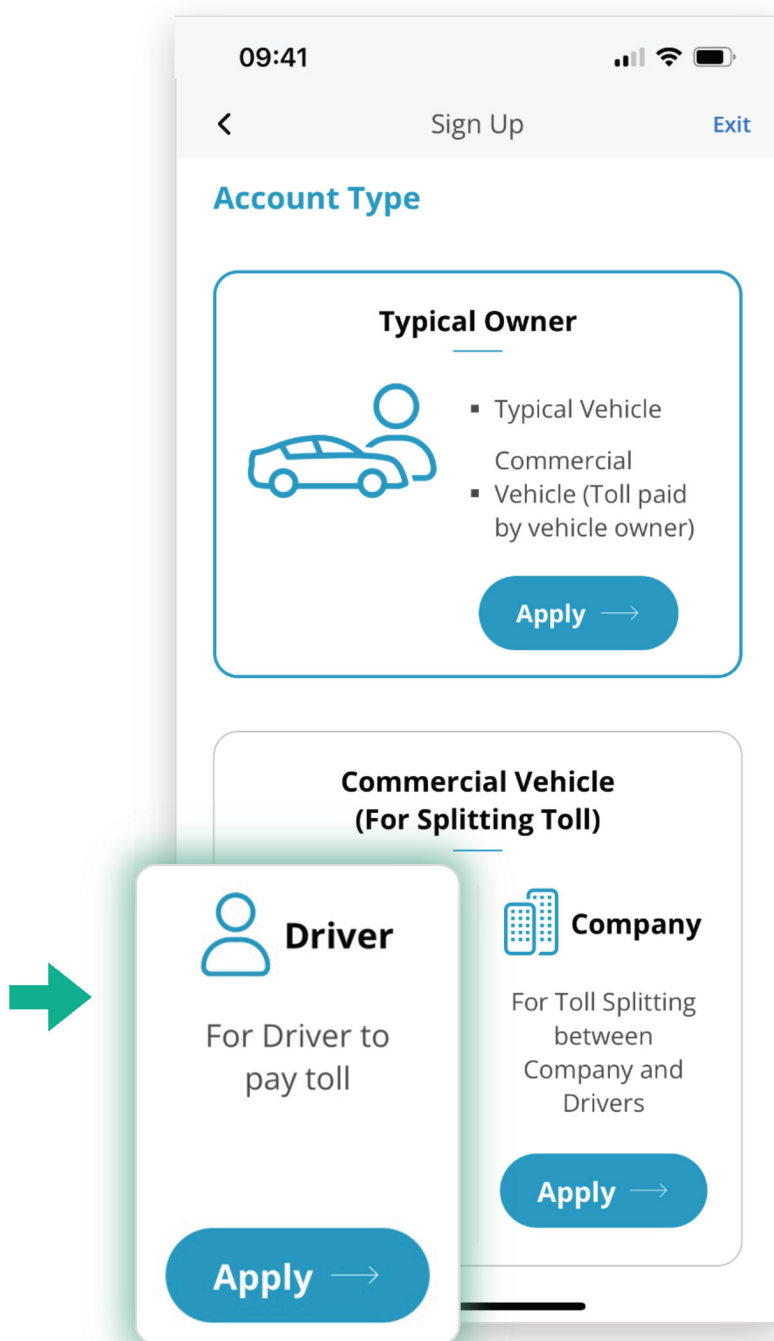


### Note:

- ☐ The Sign Up steps for mobile app and website are similar.

**Step 2 :**

☐ Choose Account Type: “Commercial Vehicle Driver”



09:41

< Sign Up Exit

**Account Type**

**Typical Owner**

- Typical Vehicle Commercial
- Vehicle (Toll paid by vehicle owner)

Apply →

**Commercial Vehicle (For Splitting Toll)**

**Driver**

For Driver to pay toll

Apply →

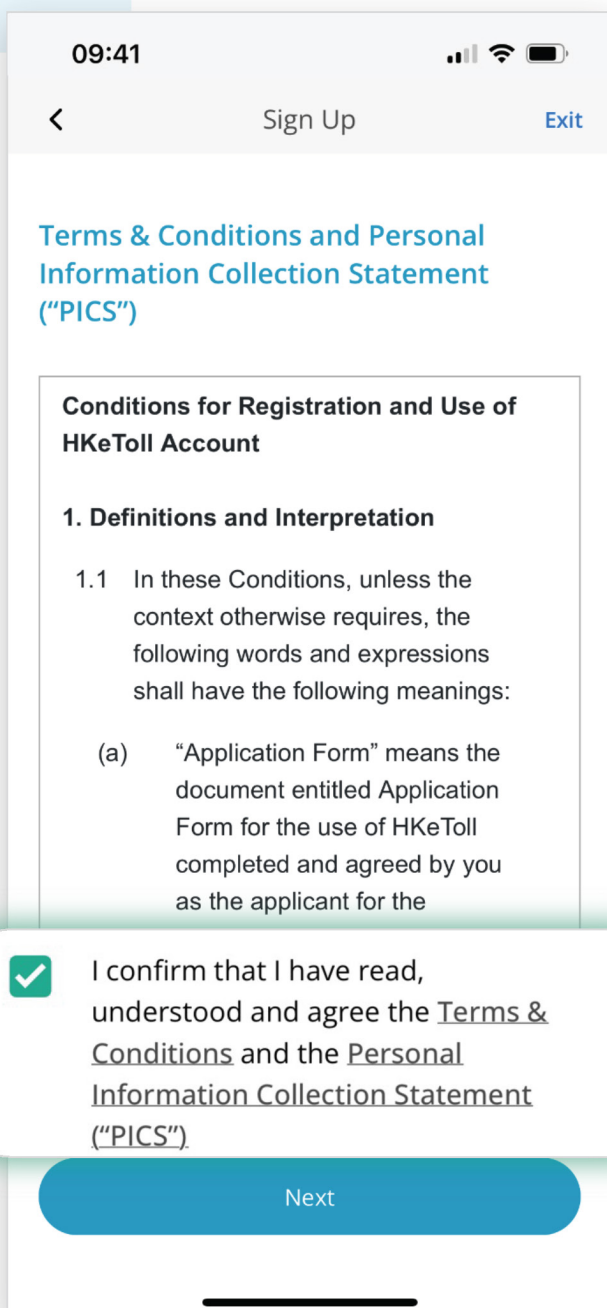
**Company**

For Toll Splitting between Company and Drivers

Apply →

## Step 3 :

- ☐ Read the Terms and Conditions and the Personal Information Collection Statement. [Confirm that you have read](#) all the information, and click “Next”
- ☐ Enter the [Verification Code](#), then click “Confirm”



09:41

< Sign Up Exit

Terms & Conditions and Personal Information Collection Statement ("PICS")

Conditions for Registration and Use of HKeToll Account

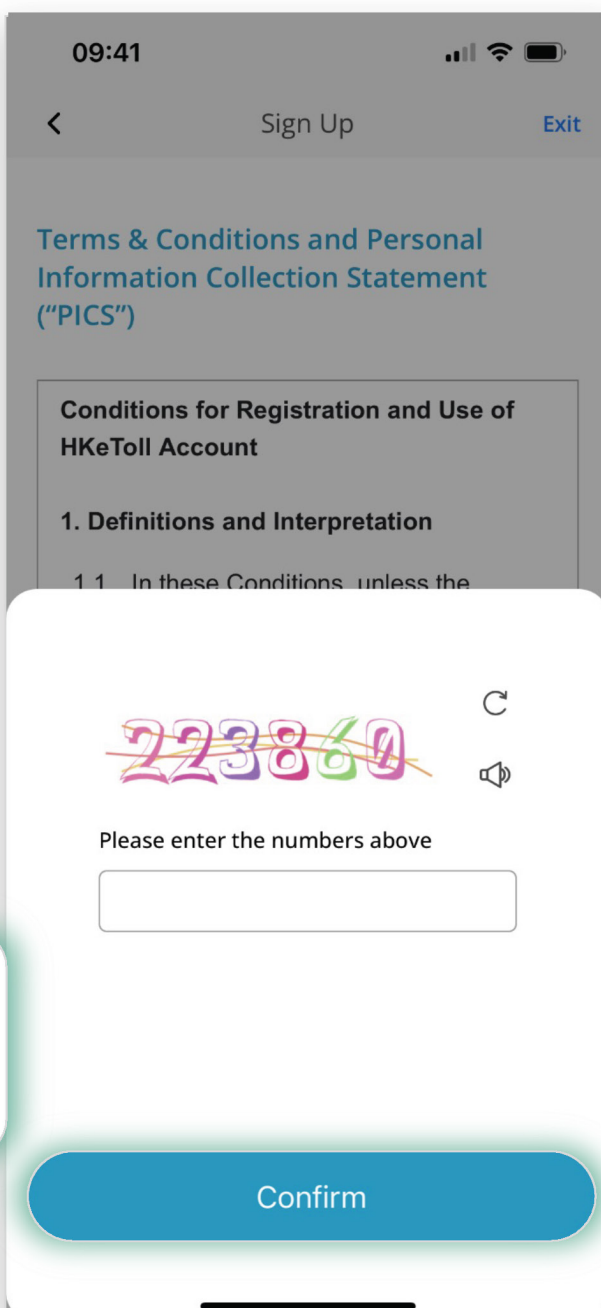
1. Definitions and Interpretation

1.1 In these Conditions, unless the context otherwise requires, the following words and expressions shall have the following meanings:

(a) "Application Form" means the document entitled Application Form for the use of HKeToll completed and agreed by you as the applicant for the

☒ I confirm that I have read, understood and agree the [Terms & Conditions](#) and the [Personal Information Collection Statement \("PICS"\)](#).

Next



09:41

< Sign Up Exit

Terms & Conditions and Personal Information Collection Statement ("PICS")

Conditions for Registration and Use of HKeToll Account

1. Definitions and Interpretation

1.1 In these Conditions, unless the

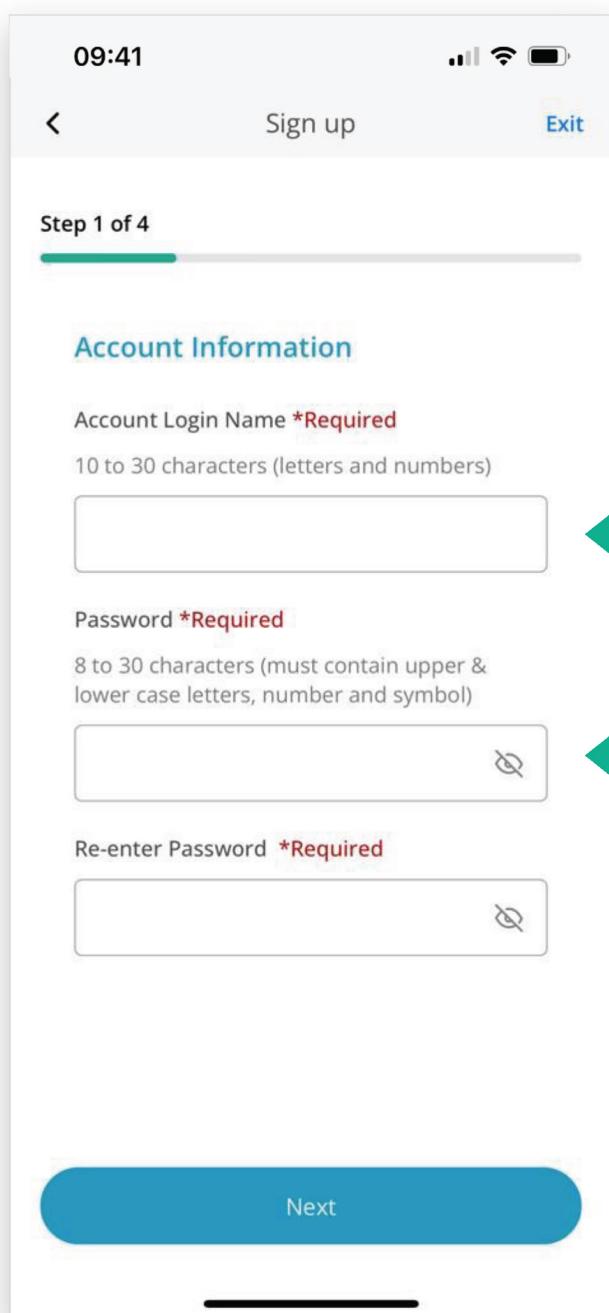
223860

Please enter the numbers above

Confirm

## Step 4 :

- ❑ Fill in the account information according to the instructions. Then, click "Next"



09:41

< Sign up Exit

Step 1 of 4

**Account Information**

Account Login Name **\*Required**  
10 to 30 characters (letters and numbers)

Password **\*Required**  
8 to 30 characters (must contain upper & lower case letters, number and symbol)

Re-enter Password **\*Required**

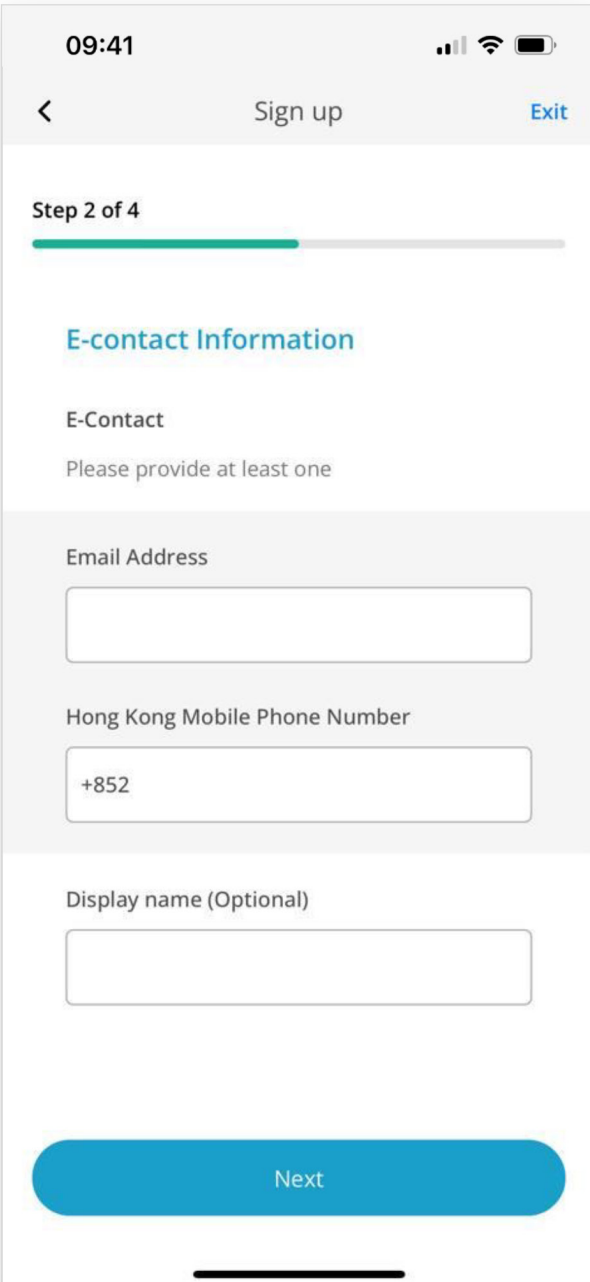
Next

10 to 30 characters  
(must contain letters and numbers)

8 to 30 characters  
(must contain upper & lower case letters, number and symbol)

**Step 5 :**

- ☐ Enter at least one **e-Contact** (email or Hong Kong Mobile Phone Number) for receiving payment notification and other account information
- ☐ Optional to enter a **Display Name** to be shown in the email, SMS and Monthly Statement. Then, click “Next”



09:41

< Sign up Exit

Step 2 of 4

**E-contact Information**

E-Contact

Please provide at least one

Email Address

Hong Kong Mobile Phone Number

+852

Display name (Optional)

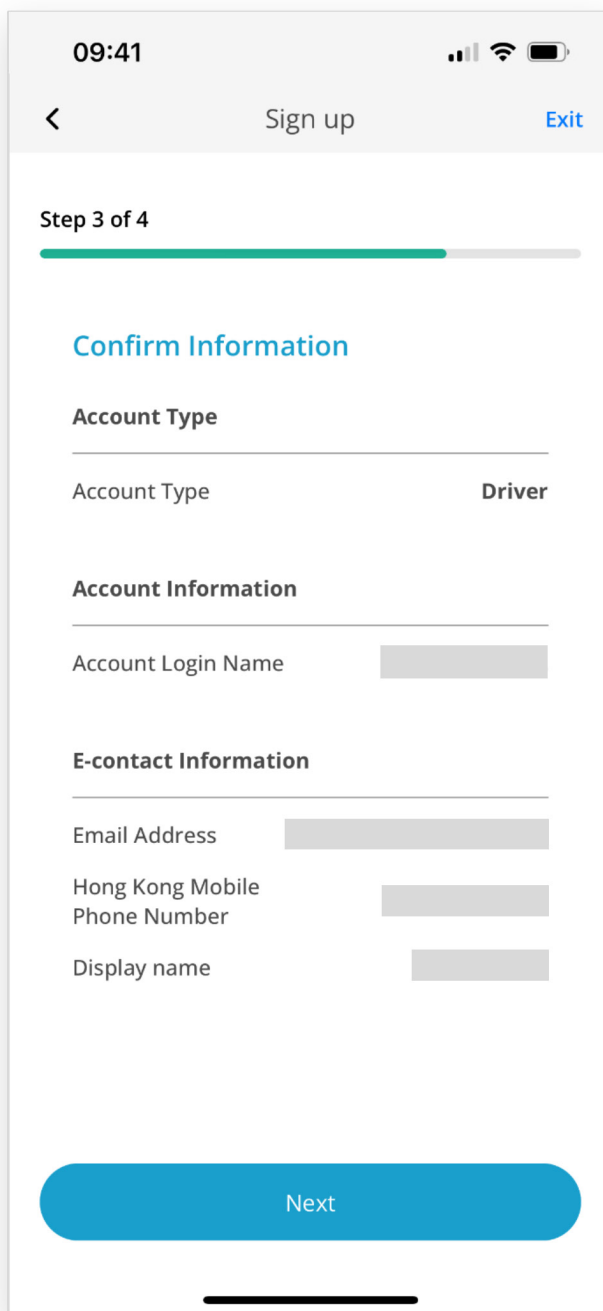
Next

**Note:**

- ☐ This e-Contact may be different from the e-Contact of the Registered Vehicle Owner registered in the Transport Department.

**Step 6 :**

- ☐ Check the information. Then, click “Next”



09:41 Signal, Wi-Fi, and battery icons

[Sign up](#) [Exit](#)

Step 3 of 4

**Confirm Information**

**Account Type**

Account Type Driver

**Account Information**

Account Login Name

**E-contact Information**

Email Address


Hong Kong Mobile Phone Number




Display name

**Next**

## Step 7.1:

- ☐ A **One-time Password** will be sent to the e-Contact
- ☐ After receiving the message, enter the **One-time Password**



09:41   


< Sign up Exit

Step 4 of 4

**Verification**

Please enter the one-time password (OTP) that has been sent to the individual e-contact below (valid for 2 mins)




Email Address:



AE -

Did not receive the OTP? [Resend](#)

Next

09:41   


< Sign up Exit

Step 4 of 4

**Verification**

Please enter the one-time password (OTP) that has been sent to the individual e-contact below (valid for 2 mins)

Hong Kong Mobile Phone Number:

+852 

AS -




Did not receive the OTP? [Resend](#)

Next



## Step 7.2 :

- ☐ “Verified” will be displayed after the verification. Then, click “Next”

09:41   


< Sign up Exit

Step 4 of 4




**Verification**

Please enter the one-time password (OTP) that has been sent to the individual e-contact below (valid for 2 mins)

Email Address:

 **Verified**

Next

09:41   


< Sign up Exit

Step 4 of 4

**Verification**

Please enter the one-time password (OTP) that has been sent to the individual e-contact below (valid for 2 mins)

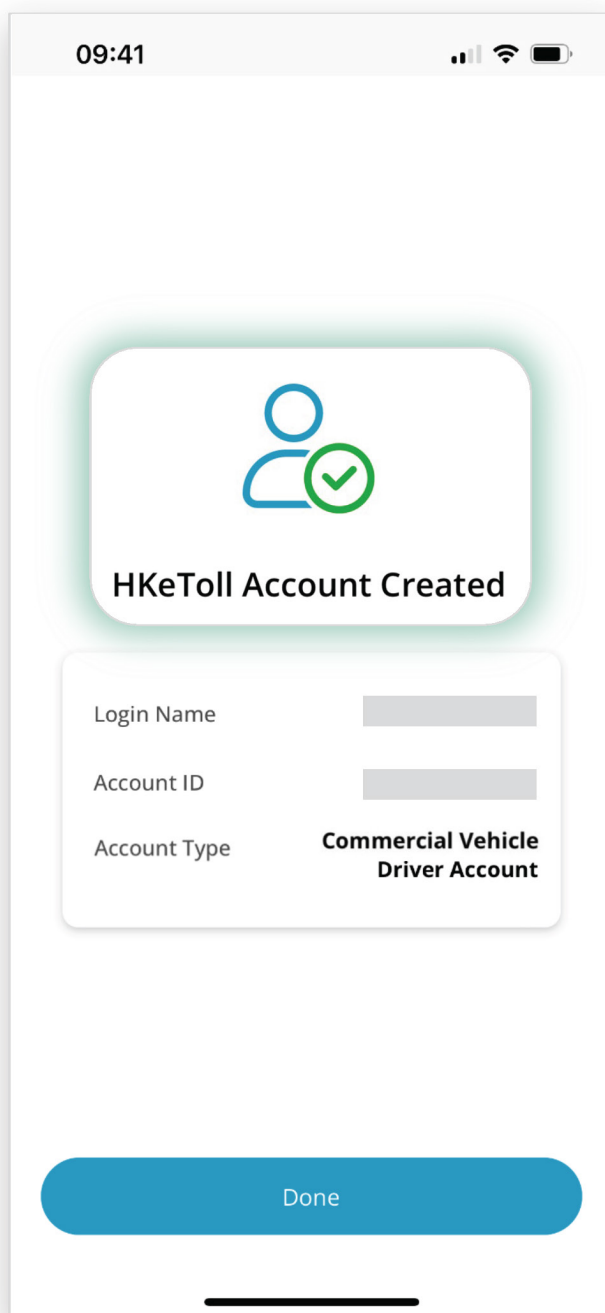
Hong Kong Mobile Phone Number:

+852  **Verified**

Next

### Step 8 :

- ☐ The “HKeToll Account Created” message is displayed. The Account Sign Up is completed.



❑ After account sign up, please visit the website for details:

- Tunnel toll splitting (Commercial Vehicle Driver)
- How to pay

### 【Terms and Conditions and Personal Information Collection Statement】

Please refer to the Terms and Conditions and Personal Information Collection Statement of the HKeToll service.

HKeToll reserves the right to modify all contents without prior notice. The online version shall prevail should there be any discrepancies. For the latest version, please refer to the HKeToll website [www.hketoll.gov.hk](http://www.hketoll.gov.hk).

HKeToll Website : [www.hketoll.gov.hk](http://www.hketoll.gov.hk)  
HKeToll Customer Service Hotline : (852) 3853 7333



Download on the  
**App Store**



GET IT ON  
**Google Play**



EXPLORE IT ON  
**AppGallery**

Please refer to HKeToll website for the address of HKeToll customer service centers and service outlets.